



erwin Data Intelligence – erwin Data Quality
Configuration Guide - SMTP

Legal Notices

This Documentation, which includes embedded help systems and electronically distributed materials (hereinafter referred to as the Documentation), is for your informational purposes only and is subject to change or withdrawal by Quest Software, Inc and/or its affiliates at any time. This Documentation is proprietary information of Quest Software, Inc and/or its affiliates and may not be copied, transferred, reproduced, disclosed, modified or duplicated, in whole or in part, without the prior written consent of Quest Software, Inc and/or its affiliates.

If you are a licensed user of the software product(s) addressed in the Documentation, you may print or otherwise make available a reasonable number of copies of the Documentation for internal use by you and your employees in connection with that software, provided that all Quest Software, Inc and/or its affiliates copyright notices and legends are affixed to each reproduced copy.

The right to print or otherwise make available copies of the Documentation is limited to the period during which the applicable license for such software remains in full force and effect. Should the license terminate for any reason, it is your responsibility to certify in writing to Quest Software, Inc and/or its affiliates that all copies and partial copies of the Documentation have been returned to Quest Software, Inc and/or its affiliates or destroyed.

TO THE EXTENT PERMITTED BY APPLICABLE LAW, QUEST SOFTWARE, INC. PROVIDES THIS DOCUMENTATION AS IS WITHOUT WARRANTY OF ANY KIND, INCLUDING WITHOUT LIMITATION, ANY IMPLIED WARRANTIES OF MERCHANTABILITY, FITNESS FOR A PARTICULAR PURPOSE, OR NONINFRINGEMENT. IN NO EVENT WILL QUEST SOFTWARE, INC. BE LIABLE TO YOU OR ANY THIRD PARTY FOR ANY LOSS OR DAMAGE, DIRECT OR INDIRECT, FROM THE USE OF THIS DOCUMENTATION, INCLUDING WITHOUT LIMITATION, LOST PROFITS, LOST INVESTMENT, BUSINESS INTERRUPTION, GOODWILL, OR LOST DATA, EVEN IF QUEST SOFTWARE, INC. IS EXPRESSLY ADVISED IN ADVANCE OF THE POSSIBILITY OF SUCH LOSS OR DAMAGE.

The use of any software product referenced in the Documentation is governed by the applicable license agreement and such license agreement is not modified in any way by the terms of this notice.

The manufacturer of this Documentation is Quest Software, Inc and/or its affiliates Provided with Restricted Rights. Use, duplication or disclosure by the United States Government is subject to the restrictions set forth in FAR Sections 12.212, 52.227-14, and 52.227-19(c)(1) - (2) and DFARS Section 252.227-7014(b)(3), as applicable, or their successors.

Copyright© 2025 Quest Software, Inc. and/or its affiliates All rights reserved. All trademarks, trade names, service marks, and logos referenced herein belong to their respective companies.

Contact erwin

Understanding your Support

Review [support maintenance programs and offerings](#).

Registering for Support

Access the [erwin support](#) site and click Sign in to register for product support.

Accessing Technical Support

For your convenience, erwin provides easy access to "One Stop" support for [erwin Data Intelligence \(erwin DI\)](#), and includes the following:

- Online and telephone contact information for technical assistance and customer services
- Information about user communities and forums
- Product and documentation downloads
- erwin Support policies and guidelines
- Other helpful resources appropriate for your product

For information about other erwin products, visit <http://erwin.com/>.

Provide Feedback

If you have comments or questions, or feedback about erwin product documentation, you can send a message to distechpubs@erwin.com.

erwin Data Modeler News and Events

Visit www.erwin.com to get up-to-date news, announcements, and events. View video demos and read up on customer success stories and articles by industry experts.

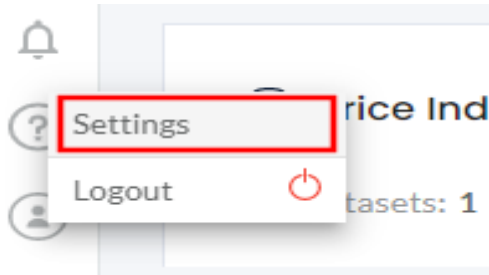
Contents

SMTP Configuration	1
Steps to configure SMTP in the DQLabs portal.....	1

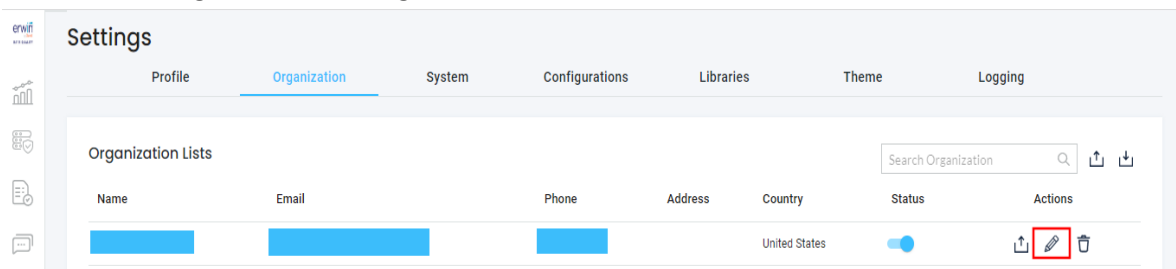
SMTP Configuration

Steps to configure SMTP in the DQLabs portal

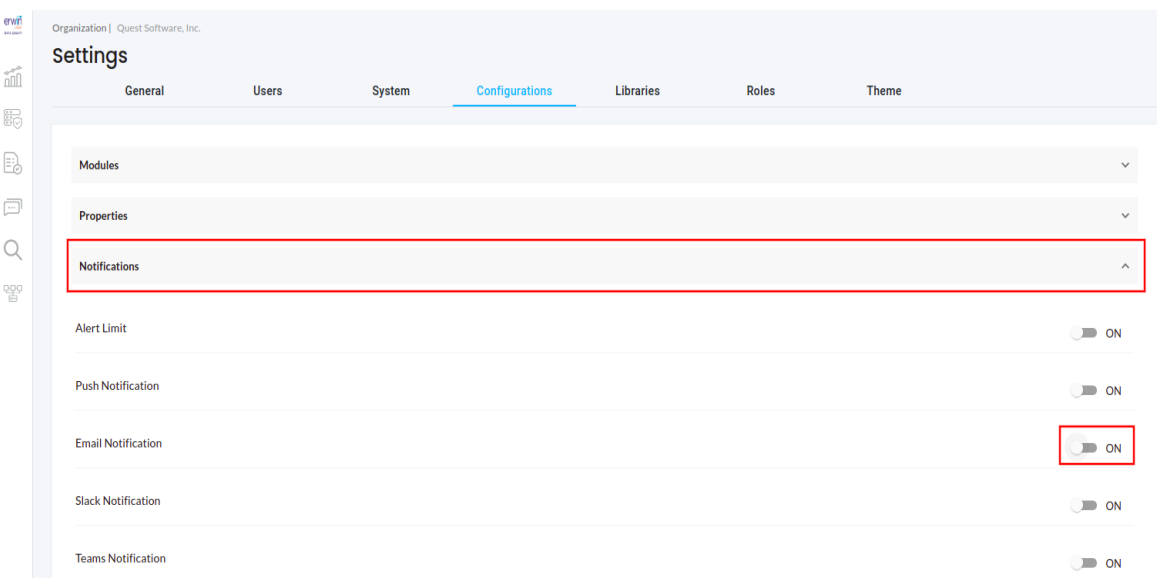
- After logging into the platform, Navigate to the settings page. Click User > Settings.



- Under settings click on the Organization tab > edit icon.



- Now click on the configurations tab > Expand notifications and Enable email
- Notifications.



- Under Email Notification > configure the SMTP credentials under “Configure Email Server”.

Organization | Quest Software, Inc.

Settings

General Users System **Configurations** Libraries Roles Theme

Email Notification ON

☒ Drift ☒ Monitoring ☒ ActionItem ☒ Permissioning
☒ AuditLogs ☒ Schedule ☐ Custom Rule Notification

Configure Email Server

SMTP Server

Port

Username

Password

☒ Use SSL

- We support TLS model SMTP server configuration with username and password in the port 587. If user using port 25 in their on-premises, user need to confirm port 25 is Opened in the machine outbound rule.
- DQLabs also supports all SSL modes but the DQLabs installed machine also should have subdomain of DNS and it should be in 443 else the user will get the mail as spam. (Please ignore this step if the user received the mail in inbox)
Example: if the mail sender id was user@dqlabs.ai, then DQLabs installed machine Should be like app.dqlabs.ai and should have SSL certificate to handshake with SMTP server.
- The username used must not contain 2 Factor Authentication.